

Health and Safety Regulations in Public Spaces and Annual Homelessness Update

May 11, 2021
Boulder City Council



Overview

- Health and Safety Regulations
- COVID-19 Impacts on the Unhoused Community
- Coordinated Entry
- Year-Round Sheltering Programs
- Exits
- BTHERE
- High System Utilizers and Challenges
- Severe Weather Shelter
- Other City Cost Comparison
- Next Steps

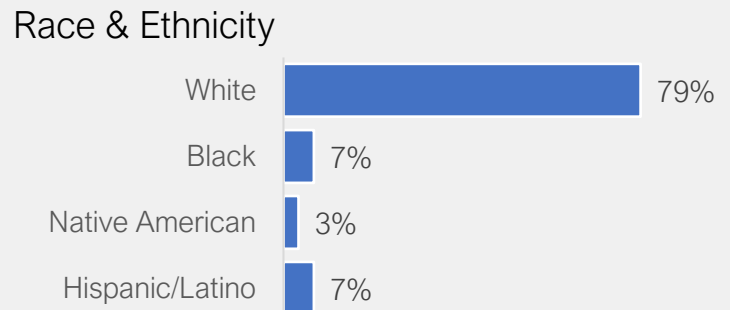
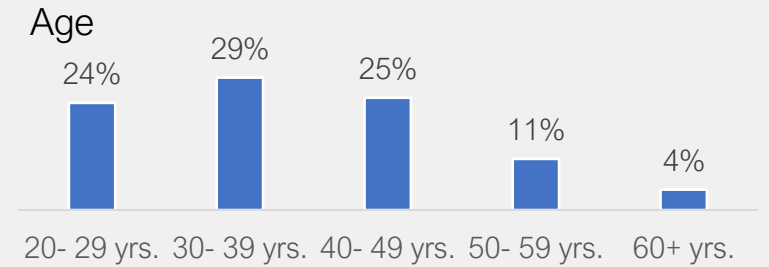
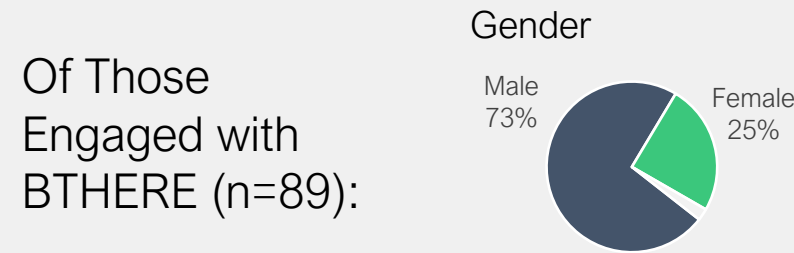




Boulder Targeted Homelessness Engagement and Referral Effort

- Partnership between Housing and Human Services, TGTHR, and Mental Health Partners
- Commenced in Nov. and fully staffed since March
- In the field 4 hours a day, 4-5 days a week
- BTHHERE is notified of upcoming encampment cleanups

Unique Encounters	129	COVID Screenings	123
People Engaged w/ BTHHERE	89	Masks Distributed	112
CE Referrals	11	Public Health Guidelines	118
		City Ordinance Info Shared	52



High System Utilizers


Analysis of by-name lists:
municipal court, HOT, BSH
& justice system

Levels of vulnerability:
Older age, criminal justice
involvement, chronic and
literal homeless, chronic
health, eligibility for PSH


Next steps:

- Remove barriers to housing
- Continue interagency coordination


AGE



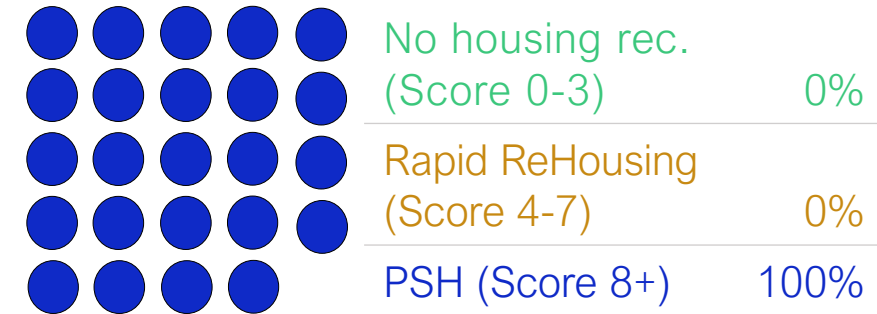
CRIMINAL JUSTICE INVOLVED



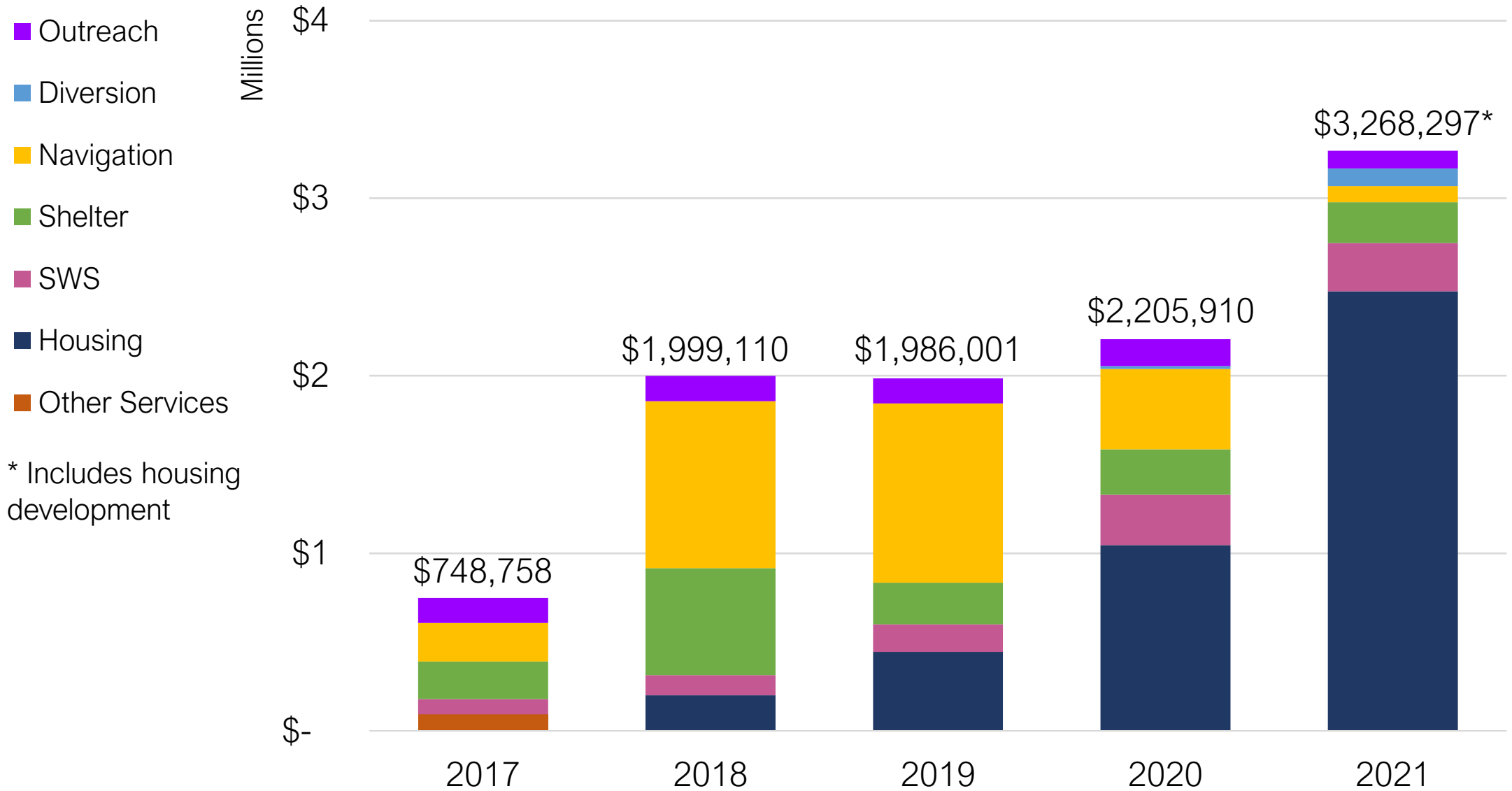
CHRONIC HEALTH CONCERN



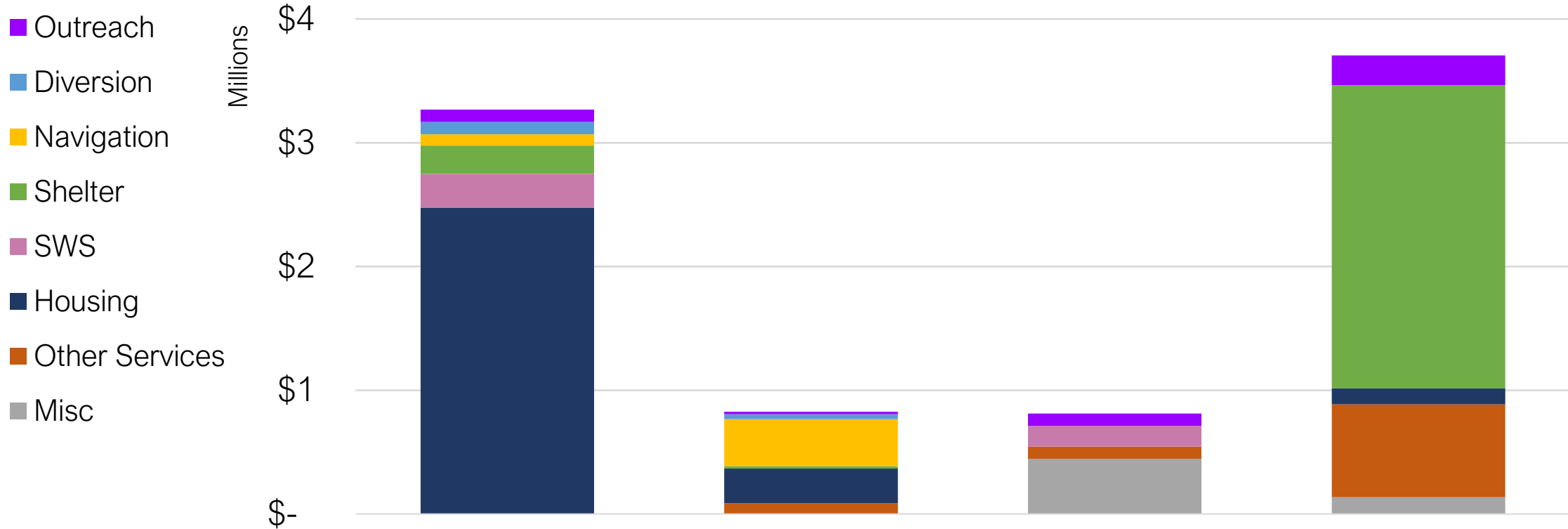
VI-SPDAT SCORE



Expenditure Trend



City Cost Comparison



	Boulder	Longmont	Ft Collins	Co. Springs
Total Costs	\$3,268,297	\$827,745	\$813,000	\$3,705,500
% Housing	76%	34%	N/A	4%
Population	105,003	98,711	174,081	489,529
Cost per Capita	\$30.93	\$8.39	\$4.67	\$7.57

